

TwinPower Turbine Ultra Series Powerful Mini Handpieces



The Ultra Series includes the UltraM and UltraE

The TwinPower Turbine Ultra Series offers excellent cutting ability with smooth, chatter-free revolutions. A compact head design allows for exceptional posterior access and offers improved views with a mirror or microscope. Although they are 'mini' handpieces, clinician reviews have noted this series is powerful enough for everyday tooth preparation.

- Twice as powerful as other popular mini handpieces
- Compact design offers exceptional posterior access
- Improved views with a mirror or microscope
- More comfortable for patients
- 2-year warranty



The UltraM head is approximately 30% smaller than a TwinPower Turbine standard head. This gives the dentist a much better view of the treatment area. The UltraM head accepts a standard bur up to 20 mm in length. The usable portion of the bur (the part extending out of the head) is the same as that of a standard head.

Head type comparison

UltraM

UltraM delivers 18 watts, twice the power of some other popular mini handpieces, and offers an extremely compact head height for exceptional posterior access.

Accepts burs up to 20 mm.

UltraE

UltraE is a bit larger and more powerful at 20 watts, but still offers a compact head that improves the clinician's view when using a mirror or microscope.


Accepts standard burs.

Ultra Series – Improved Access and Visibility

Case 1. Pulp Chamber Opening



UltraE (PAR-4HUEX-O)



The UltraE head facilitates an improved view with a mirror or a microscope. The bur can easily be seen while accessing the pulp chamber. The small head allows for improved mirror positioning and better vision.



Standard (PAR-4HEX-O)

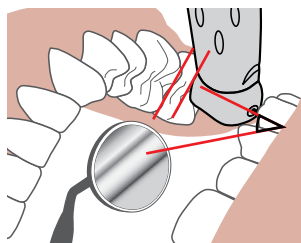


When using a standard sized head, the bur must be slanted for visibility which results in removal of more tooth structure than necessary.

Case 2. Molar Caries Preparation



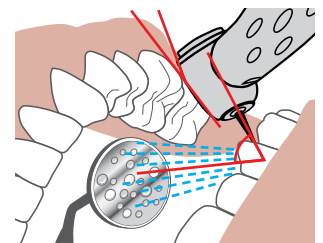
UltraM (PAR-4HUMX-O)



With UltraM, the bur can be held upright for use on molars (including wisdom teeth) or for patients who have limited opening.



Standard (PAR-4HEX-O)

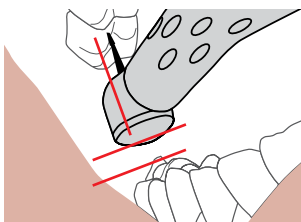


The bur must be slanted with a standard head to gain access which leads to excessive drilling of the tooth structure. The mirror is placed to the side of the handpiece head and gets wet resulting in poor visibility.

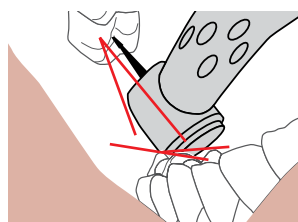
(Cases shown from the clinician's view)

More Comfortable for Patients

Case 3. Posterior Occlusal Surface Treatment

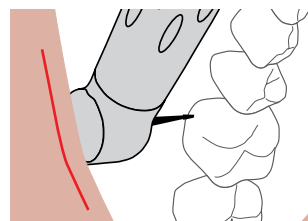


The UltraM head is more comfortable for patients and offers better access in the posterior region. It is especially helpful on the occlusal surface when the patient has limited opening.

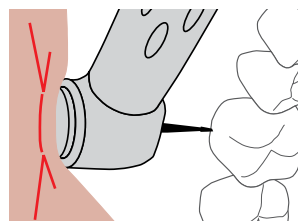


A standard sized head strikes opposing teeth in the treatment area. The sensation of this can be stressful and uncomfortable for patients.

Case 4. Posterior Caries Treatment



The handpiece head may be placed perpendicular to the tooth even in the posterior region. The labial and buccal gingiva do not prevent this due to the small head size of UltraM.




A standard size head presses up against the labial and buccal gingiva, which can be unpleasant for the patient.



15° head angle

This is the ideal angle to hold the bur parallel to the tooth axis when resting your little finger on a tooth.



Wide field of view

A compact head leaves a wide field of view in line with the axis of the tooth. The dentist can see the tip of the bur during procedures. (shown with 19 mm bur)