

Clinical Comparison*

	KATANA™ Cleaner	Ivoclean** (IVOCLAR VIVADENT)	ZirClean** (BISCO)
Intraoral Use on Tooth Structure	Yes	No	No
Intraoral Use on Implant Abutments	Yes	No	No
Extraoral Use	Yes	Yes	Yes
Active Ingredient	MDP Salt (Surfactant)	Sodium Hydroxide	Potassium Hydroxide
pH	4.5	13-13.5	13
Application Times	10 Seconds	20 Seconds	20 Seconds
Handling	No Shaking	Shake Before Use	No Shaking

* According to the Instructions for Use and official documentation
 ** Not a trademark of Kuraray Noritake Dental Inc.

Your ideal teammates:

PANAVIA™ V5 and **PANAVIA™ SA Cement Universal**



**New Single-Handed
Delivery Cap**



Once your restoration and dental structure are free of contamination after using KATANA™ Cleaner, PANAVIA™ V5 offers excellent bond strength and aesthetics, being a reference for over 35 years. For everyday cementation cases, PANAVIA™ SA Cement Universal offers high bond strength to all materials, eliminating adding silane or primer because it's already in the paste. Both offer easy and quick clean up.

INTRAORAL AND RESTORATION CLEANER

ORDERING INFORMATION

#3970-KA

KATANA™ Cleaner



YOUR CONTACT

Kuraray America, Inc.
 32 Old Slip Phone (800) 879-1676
 Floor 7 Fax (888) 700-5200
 New York, NY 10005 E-mail info@kuraraydental.com
 Website www.kuraraydental.com

Before using this product, be sure to read the Instructions for Use supplied with the product. The specifications and appearance of the product are subject to change without notice. Printed color can be slightly different from actual color.

*"KATANA" is a trademark of NORITAKE CO., LIMITED
 *"PANAVIA" is a trademark of KURARAY CO., LTD.



CLEAN UP CONTAMINATION AND IMPROVE BOND STRENGTH

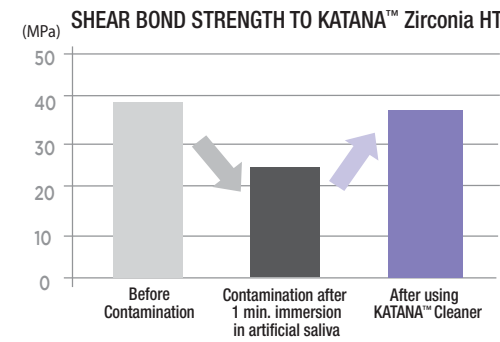


When cementing a restoration during trial fitting, the bond strength is reduced due to contamination with saliva and blood in the oral cavity.

KATANA™ Cleaner has a high cleaning effect due to the surface active characteristic of MDP Salt.

In contrast to other cleaners, KATANA™ Cleaner has a pH value of 4.5¹ which allows usage not only extra-orally but also intra-orally. It is easy to restore the original bond strength for your cementations.

¹Measuring method: JIS Z 8802:2011



Cement: PANAVIA™ V5
 Measurement conditions:
 Substrate surface: After #1000 sanding, alumina sandblasting.
 Coverage area Φ5mm, measured at 37°C underwater storage for 1 day.
 Data source: Kuraray Noritake Dental Inc.
 * Numerical values vary depending on measurement conditions.

Easy and Fast Workflow:

Two steps before your cementation is all you need to restore the initial bond strength after trying-in the restoration.

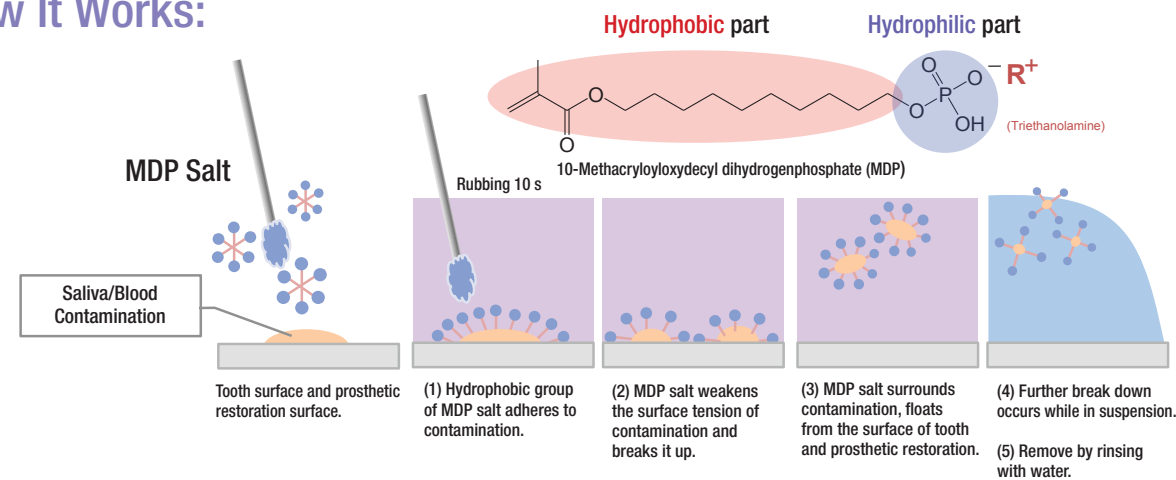


1. Apply and rub KATANA™ Cleaner for at least 10 seconds.
2. Rinse and dry.
3. Cement the restoration according to the manufacturer instructions.

Unlike other cleaners that require longer rubbing time, KATANA™ Cleaner only requires 10 seconds.

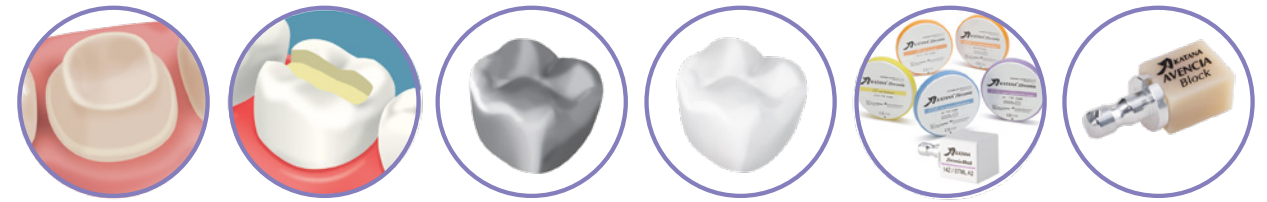
Pictures courtesy of Dr. Shoji Kato

How It Works:



Wide Indications: Teeth and Prosthetics

Due to its pH value of 4.5, KATANA™ Cleaner can be used not only extra-orally but also intra-orally, making it an all-purpose universal cleaner for tooth structure and prosthetics.

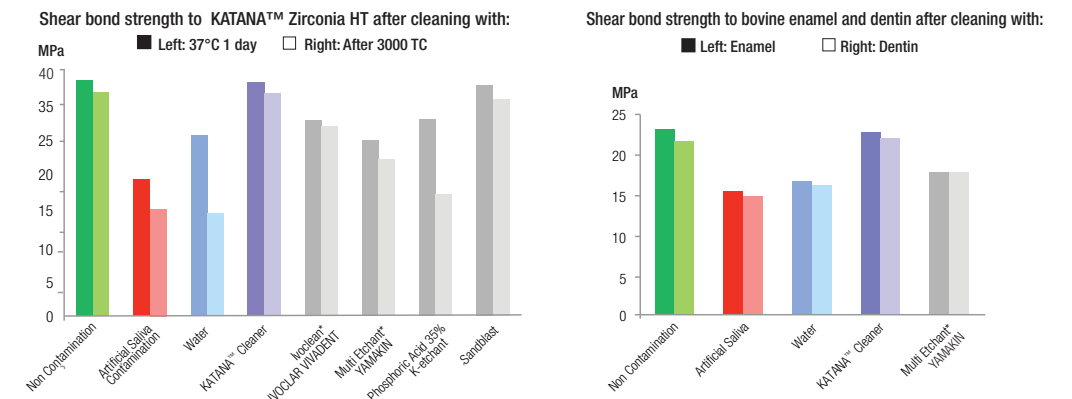


Dental Structure:
 Cavity, Abutment, Root Canal

Prosthetics:
 Ceramics (Zirconia, Lithium Disilicate, Dental Porcelain)
 Resin Based Materials (CAD/CAM Crowns, Composite Resin)
 Metals (Precious/Non Precious Metal Alloys)
 Posts (Glass Fiber Posts, Metal Posts)

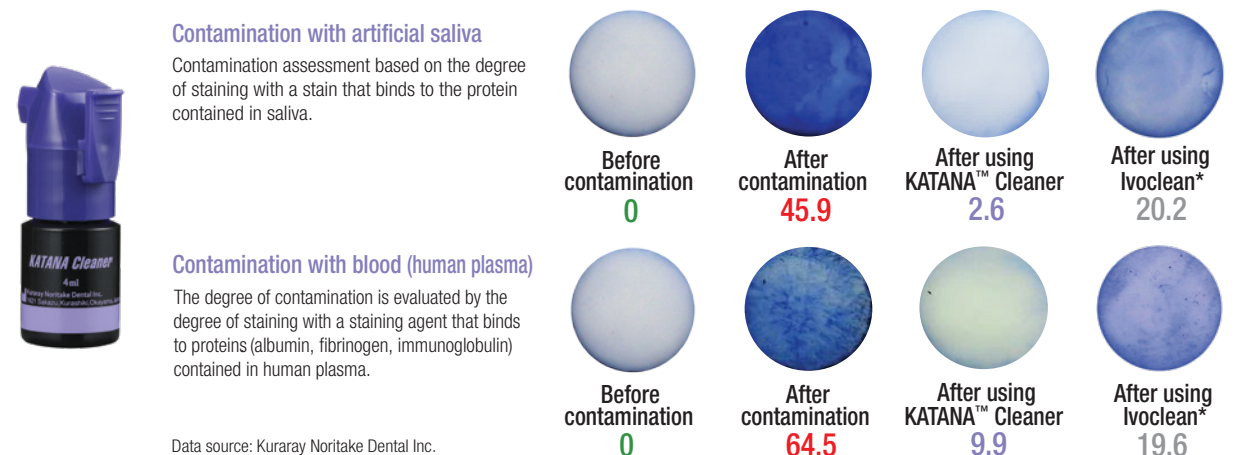
High Cleaning Effect

After the intra-oral try-in of restorations, saliva and/or blood reduce the bond strength. KATANA™ Cleaner's high effectiveness restores original bonding strength. Now you are really prepared to cement your restoration!



Cement: PANAVIA™ V5
 Data courtesy of Dr. Shoji Kato, The 38th Annual Meeting of Japan Society for Adhesive Dentistry
 Effect of various surface cleaning procedures on bonding performance

Cleaning effect on zirconia (protein staining test)



Data source: Kuraray Noritake Dental Inc.

* Not a trademark of Kuraray Noritake Dental Inc.