

# PLACE YOUR ORDER TODAY!

Contact your preferred dealer or call 1.877.378.3548 or visit [estelitebulkfill.com](http://estelitebulkfill.com)

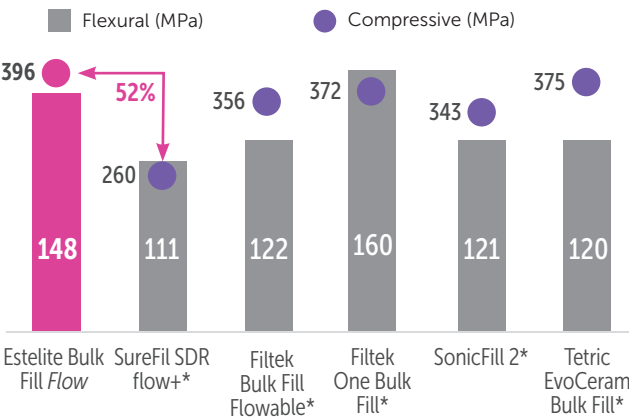


A stronger, more durable bulk fill

## 52% Stronger than one of the leading bulk fill flowables

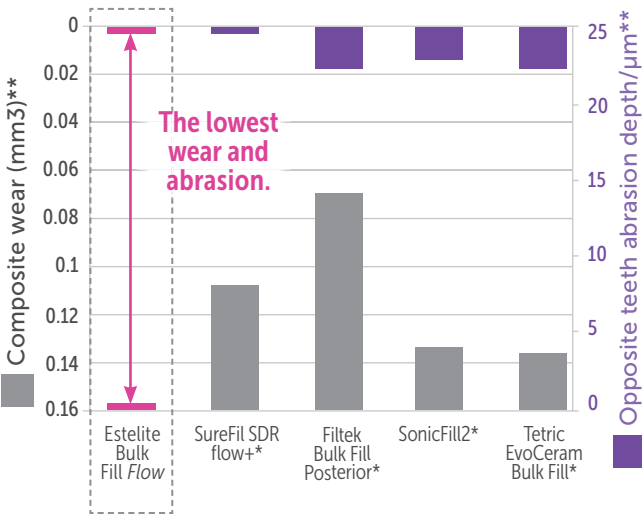
Formulated to let patients bite with confidence.

### Compressive and Flexural Strength

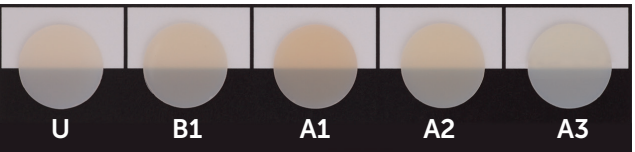


## Excellent wear resistance

Estelite Bulk Fill Flow highly resists abrasion and wear for long-lasting posterior restorations.



## Shades available



## U Shade Indications:

- For lighter shades or cervical enamel restorations.
- For restorations deeper than 4mm: U shade can be used as a bulk fill base liner. Another layer of Estelite Bulk Fill Flow should be placed to finish the restoration.

## ESTELITE BULK FILL Flow Syringe



Includes 1 – 3g syringe; 10 tips; Shade Card; Instructions for Use

## ESTELITE BULK FILL Flow Pre-Loaded Tips



Includes 20 – 0.2g PLTs; Shade Card; Instructions for Use

## ESTELITE BULK FILL Flow Products

Refill	Item #	Item #
Shade	PLTs	Syringe
Universal	12735	12715
B1	12736	12716
A1	12737	12717
A2	12738	12718
A3	12739	12719

INTRODUCING

# ESTELITE BULK FILL Flow

HIGHLY ESTHETIC AND STRONG ALL ON ITS OWN – NO CAPPING LAYER NEEDED.





